

THESIS TITLE CENTERED ON THE PAGE VERTICALLY AND HORIZONTALLY,
IN ALL UPPER CASE LETTERS AND IN AN INVERTED
PYRAMID SHAPE. MATH MODE: $\frac{2^{15}}{\pi}$

by
Student Name

Copyright by Student Name 2020

All Rights Reserved

A thesis submitted to the Faculty and the Board of Trustees of the Colorado School of Mines in partial fulfillment of the requirements for the degree of Doctor of Philosophy (Computer Science).

Golden, Colorado

Date _____

Signed: _____

Student Name

Signed: _____

Dr. Thesis Advisor
Thesis Advisor

Signed: _____

Dr. Co-Advisor
Thesis Advisor

Golden, Colorado

Date _____

Signed: _____

Dr. Department Head
Professor and Head
Department of XXX

ABSTRACT

The abstract is a concise, one to three sentence statement of the thesis problem, a brief description consisting of no more than a few sentences describing the research method or design, and a report of the major findings and conclusions.

The abstract submitted online at the time of thesis submission should be the same as the abstract inside the thesis. ProQuest continues to publish print indexes that have maximum abstract lengths of 150 words for Masters and 350 words for PhDs. Abstracts exceeding these limits will be truncated in the print indexes so it may be wise to work within those word limits in most cases.

TABLE OF CONTENTS

ABSTRACT	iii
LIST OF FIGURES	vi
LIST OF TABLES	vii
CHAPTER 1 INTRODUCTION	
THIS COULD BE A SUBTITLE.....	1
1.1 First section	1
1.2 Sencond section	1
1.2.1 First SubSection	2
1.2.2 Second SubSection.....	2
1.2.2.1 Sub SubSection.....	2
1.3 Last section Math mode: $\frac{2^{15}}{\pi}$	3
1.4 Last section to test Citation	3
CHAPTER 2 REPRODUCED CHAPTER: THIS CHAPTER REPRESENTS THAT STYLE USED WHEN A JOURNAL ARTICLE HAS ALREADY BEEN PUBLISHED OR HAS BEEN ACCEPTED FOR PUBLICATION	
2.1 First section	4
CHAPTER 3 THIS IS A REALLY REALLY LONG TITLE THAT SOMEONE ELSE WROTE FOR ALL THE PENGUINS IN THE WORLD MATH MODE: $\frac{2^{15}}{\pi}$	
3.1 First section	5
3.2 This is a really long title having more than three lines of text to appear on the toc.	5
3.3 Last section	6
CHAPTER 4 EXAMPLE OF LONG CHAPTER.....	
4.1 First section	7

LIST OF TABLES

Table 5.1	Frequency of Special Characters.....	17
Table 5.2	Some Typical Commands	17
Table 5.3	Some Typical Commands with borders	17
Table 5.4	Some Typical Commands with borders	17
Table 5.5	Some table with really long caption	18
Table 5.6	A table in landscape mode.....	19
Table 5.7	Example of long table cross multiple pages.....	20
Table 5.8	A long long table in landscape mode.....	23
Table B.1	Example Table in Appendix B	33

Dedication Page: A dedication page is optional and not frequently included in a thesis. However, occasionally the thesis writer wants to dedicate the document to a professional colleague, friend, or relative. A dedication typically expresses gratitude for someone's support. If a dedication page is included, it is placed at the end of the front matter section, following the acknowledgments. Typically, a dedication page has no title, it simply states, e.g., "For my father." Roman numeral page numbering continues on the dedication page.

CHAPTER 1

INTRODUCTION

This could be a subtitle

Nam dui ligula, fringilla a, euismod sodales, sollicitudin vel, wisi. Morbi auctor lorem non justo. Nam lacus libero, pretium at, lobortis vitae, ultricies et, tellus. Donec aliquet, tortor sed accumsan bibendum, erat ligula aliquet magna, vitae ornare odio metus a mi. Morbi ac orci et nisl hendrerit mollis. Suspendisse ut massa. Cras nec ante. Pellentesque a nulla. Cum sociis natoque penatibus et magnis dis parturient montes, nascetur ridiculus mus. Aliquam tincidunt urna. Nulla ullamcorper vestibulum turpis. Pellentesque cursus luctus mauris.

1.1 First section

Nulla malesuada porttitor diam. Donec felis erat, congue non, volutpat at, tincidunt tristique, libero. Vivamus viverra fermentum felis. Donec nonummy pellentesque ante. Phasellus adipiscing semper elit. Proin fermentum massa ac quam. Sed diam turpis, molestie vitae, placerat a, molestie nec, leo. Maecenas lacinia. Nam ipsum ligula, eleifend at, accumsan nec, suscipit a, ipsum. Morbi blandit ligula feugiat magna. Nunc eleifend consequat lorem. Sed lacinia nulla vitae enim. Pellentesque tincidunt purus vel magna. Integer non enim. Praesent euismod nunc eu purus. Donec bibendum quam in tellus. Nullam cursus pulvinar lectus. Donec et mi. Nam vulputate metus eu enim. Vestibulum pellentesque felis eu massa.

1.2 Sencond section

Nulla malesuada porttitor diam. Donec felis erat, congue non, volutpat at, tincidunt tristique, libero. Vivamus viverra fermentum felis. Donec nonummy pellentesque ante. Phasellus adipiscing semper elit. Proin fermentum massa ac quam. Sed diam turpis, molestie vitae, placerat a, molestie nec, leo. Maecenas lacinia. Nam ipsum ligula, eleifend at, accumsan nec, suscipit a, ipsum. Morbi blandit ligula feugiat magna. Nunc eleifend consequat lorem. Sed lacinia nulla vitae enim. Pellentesque tincidunt purus vel magna.

Integer non enim. Praesent euismod nunc eu purus. Donec bibendum quam in tellus. Nullam cursus pulvinar lectus. Donec et mi. Nam vulputate metus eu enim. Vestibulum pellentesque felis eu massa.

1.2.1 First SubSection

Nulla malesuada porttitor diam. Donec felis erat, congue non, volutpat at, tincidunt tristique, libero. Vivamus viverra fermentum felis. Donec nonummy pellentesque ante. Phasellus adipiscing semper elit. Proin fermentum massa ac quam. Sed diam turpis, molestie vitae, placerat a, molestie nec, leo. Maecenas lacinia. Nam ipsum ligula, eleifend at, accumsan nec, suscipit a, ipsum. Morbi blandit ligula feugiat magna. Nunc eleifend consequat lorem. Sed lacinia nulla vitae enim. Pellentesque tincidunt purus vel magna. Integer non enim. Praesent euismod nunc eu purus. Donec bibendum quam in tellus. Nullam cursus pulvinar lectus. Donec et mi. Nam vulputate metus eu enim. Vestibulum pellentesque felis eu massa.

1.2.2 Second SubSection

Nulla malesuada porttitor diam. Donec felis erat, congue non, volutpat at, tincidunt tristique, libero. Vivamus viverra fermentum felis. Donec nonummy pellentesque ante. Phasellus adipiscing semper elit. Proin fermentum massa ac quam. Sed diam turpis, molestie vitae, placerat a, molestie nec, leo. Maecenas lacinia. Nam ipsum ligula, eleifend at, accumsan nec, suscipit a, ipsum. Morbi blandit ligula feugiat magna. Nunc eleifend consequat lorem. Sed lacinia nulla vitae enim. Pellentesque tincidunt purus vel magna. Integer non enim. Praesent euismod nunc eu purus. Donec bibendum quam in tellus. Nullam cursus pulvinar lectus. Donec et mi. Nam vulputate metus eu enim. Vestibulum pellentesque felis eu massa.

1.2.2.1 Sub SubSection

Nulla malesuada porttitor diam. Donec felis erat, congue non, volutpat at, tincidunt tristique, libero. Vivamus viverra fermentum felis. Donec nonummy pellentesque ante. Phasellus adipiscing semper elit. Proin fermentum massa ac quam. Sed diam turpis,

molestie vitae, placerat a, molestie nec, leo. Maecenas lacinia. Nam ipsum ligula, eleifend at, accumsan nec, suscipit a, ipsum. Morbi blandit ligula feugiat magna. Nunc eleifend consequat lorem. Sed lacinia nulla vitae enim. Pellentesque tincidunt purus vel magna. Integer non enim. Praesent euismod nunc eu purus. Donec bibendum quam in tellus. Nullam cursus pulvinar lectus. Donec et mi. Nam vulputate metus eu enim. Vestibulum pellentesque felis eu massa.

1.3 Last section Math mode: $\frac{2^{15}}{\pi}$

Nulla malesuada porttitor diam. Donec felis erat, congue non, volutpat at, tincidunt tristique, libero. Vivamus viverra fermentum felis. Donec nonummy pellentesque ante. Phasellus adipiscing semper elit. Proin fermentum massa ac quam. Sed diam turpis, molestie vitae, placerat a, molestie nec, leo. Maecenas lacinia. Nam ipsum ligula, eleifend at, accumsan nec, suscipit a, ipsum. Morbi blandit ligula feugiat magna. Nunc eleifend consequat lorem. Sed lacinia nulla vitae enim. Pellentesque tincidunt purus vel magna. Integer non enim. Praesent euismod nunc eu purus. Donec bibendum quam in tellus. Nullam cursus pulvinar lectus. Donec et mi. Nam vulputate metus eu enim. Vestibulum pellentesque felis eu massa.

1.4 Last section to test Citation

First paper Goossens et al. (1994) did something. Note that here we use ~ to make sure the citation not go to the other line.

Lamport et al. Lamport (1994) did something.

Many papers Makuuchi (2000); Yassin et al. (1994) did something.

All papers Makuuchi (2000); Yassin et al. (1994); Goossens et al. (1994); Lamport (1994) did something.

Online link LLC (1999) is about something.

More papers: Columbus (1492), Goossens et al. (1994), James et al. (1776), Columbus (1492); Phillips (1999); Green et al. (1900); Smith and Weston (1954)

CHAPTER 2

REPRODUCED CHAPTER: THIS CHAPTER REPRESENTS THAT STYLE USED
WHEN A JOURNAL ARTICLE HAS ALREADY BEEN PUBLISHED
OR HAS BEEN ACCEPTED FOR PUBLICATION

Reproduced with permission from The Journal of Geology
2012 Elsevier Ltd. Katherine Smith * ¹, Eric Wright † ²

Abstract

This is the original abstract of your paper. This is the original abstract of your paper. This is the original abstract of your paper. This is the original abstract of your paper.

Quisque ullamcorper placerat ipsum. Cras nibh. Morbi vel justo vitae lacus tincidunt ultrices. Lorem ipsum dolor sit amet, consectetur adipiscing elit. In hac habitasse platea dictumst. Integer tempus convallis augue. Etiam facilisis. Nunc elementum fermentum wisi. Aenean placerat. Ut imperdiet, enim sed gravida sollicitudin, felis odio placerat quam, ac pulvinar elit purus eget enim. Nunc vitae tortor. Proin tempus nibh sit amet nisl. Vivamus quis tortor vitae risus porta vehicula.

2.1 First section

Nam dui ligula, fringilla a, euismod sodales, sollicitudin vel, wisi. Morbi auctor lorem non justo. Nam lacus libero, pretium at, lobortis vitae, ultricies et, tellus. Donec aliquet, tortor sed accumsan bibendum, erat ligula aliquet magna, vitae ornare odio metus a mi. Morbi ac orci et nisl hendrerit mollis. Suspendisse ut massa. Cras nec ante. Pellentesque a nulla. Cum sociis natoque penatibus et magnis dis parturient montes, nascetur ridiculus mus. Aliquam tincidunt urna. Nulla ullamcorper vestibulum turpis. Pellentesque cursus luctus mauris.

*Primary author and editor.

¹Department of Civil and Environmental Engineering, Colorado School of Mines, 1500 Illinois Street, Golden, Colorado 80401, USA.

†Corresponding author. Direct correspondence to example@mines.edu.

²Southern Nevada, 550 City Parkway, Suite 810, Las Vegas, NV, 89106, USA.

CHAPTER 3

THIS IS A REALLY REALLY LONG TITLE THAT SOMEONE ELSE WROTE FOR ALL THE PENGUINS IN THE WORLD MATH MODE: $\frac{2^{15}}{\pi}$

Nam dui ligula, fringilla a, euismod sodales, sollicitudin vel, wisi. Morbi auctor lorem non justo. Nam lacus libero, pretium at, lobortis vitae, ultricies et, tellus. Donec aliquet, tortor sed accumsan bibendum, erat ligula aliquet magna, vitae ornare odio metus a mi. Morbi ac orci et nisl hendrerit mollis. Suspendisse ut massa. Cras nec ante. Pellentesque a nulla. Cum sociis natoque penatibus et magnis dis parturient montes, nascetur ridiculus mus. Aliquam tincidunt urna. Nulla ullamcorper vestibulum turpis. Pellentesque cursus luctus mauris.

3.1 First section

Nulla malesuada porttitor diam. Donec felis erat, congue non, volutpat at, tincidunt tristique, libero. Vivamus viverra fermentum felis. Donec nonummy pellentesque ante. Phasellus adipiscing semper elit. Proin fermentum massa ac quam. Sed diam turpis, molestie vitae, placerat a, molestie nec, leo. Maecenas lacinia. Nam ipsum ligula, eleifend at, accumsan nec, suscipit a, ipsum. Morbi blandit ligula feugiat magna. Nunc eleifend consequat lorem. Sed lacinia nulla vitae enim. Pellentesque tincidunt purus vel magna. Integer non enim. Praesent euismod nunc eu purus. Donec bibendum quam in tellus. Nullam cursus pulvinar lectus. Donec et mi. Nam vulputate metus eu enim. Vestibulum pellentesque felis eu massa.

3.2 This is a really long title having more than three lines of text to appear on the toc.

Nulla malesuada porttitor diam. Donec felis erat, congue non, volutpat at, tincidunt tristique, libero. Vivamus viverra fermentum felis. Donec nonummy pellentesque ante. Phasellus adipiscing semper elit. Proin fermentum massa ac quam. Sed diam turpis,

molestie vitae, placerat a, molestie nec, leo. Maecenas lacinia. Nam ipsum ligula, eleifend at, accumsan nec, suscipit a, ipsum. Morbi blandit ligula feugiat magna. Nunc eleifend consequat lorem. Sed lacinia nulla vitae enim. Pellentesque tincidunt purus vel magna. Integer non enim. Praesent euismod nunc eu purus. Donec bibendum quam in tellus. Nullam cursus pulvinar lectus. Donec et mi. Nam vulputate metus eu enim. Vestibulum pellentesque felis eu massa.

Quisque ullamcorper placerat ipsum. Cras nibh. Morbi vel justo vitae lacus tincidunt ultrices. Lorem ipsum dolor sit amet, consectetur adipiscing elit. In hac habitasse platea dictumst. Integer tempus convallis augue. Etiam facilisis. Nunc elementum fermentum wisi. Aenean placerat. Ut imperdiet, enim sed gravida sollicitudin, felis odio placerat quam, ac pulvinar elit purus eget enim. Nunc vitae tortor. Proin tempus nibh sit amet nisl. Vivamus quis tortor vitae risus porta vehicula.

3.3 Last section

Quisque ullamcorper placerat ipsum. Cras nibh. Morbi vel justo vitae lacus tincidunt ultrices. Lorem ipsum dolor sit amet, consectetur adipiscing elit. In hac habitasse platea dictumst. Integer tempus convallis augue. Etiam facilisis. Nunc elementum fermentum wisi. Aenean placerat. Ut imperdiet, enim sed gravida sollicitudin, felis odio placerat quam, ac pulvinar elit purus eget enim. Nunc vitae tortor. Proin tempus nibh sit amet nisl. Vivamus quis tortor vitae risus porta vehicula.

CHAPTER 4

EXAMPLE OF LONG LONG LONG LONG LONG LONG LONG LONG LONG LONG
LONG LONG LONG LONG LONG LONG LONG LONG LONG LONG
LONG LONG LONG LONG LONG LONG LONG CHAPTER

Quisque ullamcorper placerat ipsum. Cras nibh. Morbi vel justo vitae lacus tincidunt ultrices. Lorem ipsum dolor sit amet, consectetur adipiscing elit. In hac habitasse platea dictumst. Integer tempus convallis augue. Etiam facilisis. Nunc elementum fermentum wisi. Aenean placerat. Ut imperdiet, enim sed gravida sollicitudin, felis odio placerat quam, ac pulvinar elit purus eget enim. Nunc vitae tortor. Proin tempus nibh sit amet nisl. Vivamus quis tortor vitae risus porta vehicula.

4.1 First section

Nam dui ligula, fringilla a, euismod sodales, sollicitudin vel, wisi. Morbi auctor lorem non justo. Nam lacus libero, pretium at, lobortis vitae, ultricies et, tellus. Donec aliquet, tortor sed accumsan bibendum, erat ligula aliquet magna, vitae ornare odio metus a mi. Morbi ac orci et nisl hendrerit mollis. Suspendisse ut massa. Cras nec ante. Pellentesque a nulla. Cum sociis natoque penatibus et magnis dis parturient montes, nascetur ridiculus mus. Aliquam tincidunt urna. Nulla ullamcorper vestibulum turpis. Pellentesque cursus luctus mauris.

4.1.1 Subsection

Fusce mauris. Vestibulum luctus nibh at lectus. Sed bibendum, nulla a faucibus semper, leo velit ultricies tellus, ac venenatis arcu wisi vel nisl. Vestibulum diam. Aliquam pellentesque, augue quis sagittis posuere, turpis lacus congue quam, in hendrerit risus eros eget felis. Maecenas eget erat in sapien mattis porttitor. Vestibulum porttitor. Nulla facilisi. Sed a turpis eu lacus commodo facilisis. Morbi fringilla, wisi in dignissim interdum, justo lectus sagittis dui, et vehicula libero dui cursus dui. Mauris tempor ligula sed lacus. Duis cursus enim ut augue. Cras ac magna. Cras nulla. Nulla egestas. Curabitur a leo. Quisque egestas wisi eget nunc. Nam feugiat lacus vel est. Curabitur consectetur.

4.1.2 This is a really long title having more than three lines of text to appear on the toc.

Quisque ullamcorper placerat ipsum. Cras nibh. Morbi vel justo vitae lacus tincidunt ultrices. Lorem ipsum dolor sit amet, consectetur adipiscing elit. In hac habitasse platea dictumst. Integer tempus convallis augue. Etiam facilisis. Nunc elementum fermentum wisi. Aenean placerat. Ut imperdiet, enim sed gravida sollicitudin, felis odio placerat quam, ac pulvinar elit purus eget enim. Nunc vitae tortor. Proin tempus nibh sit amet nisl. Vivamus quis tortor vitae risus porta vehicula.

4.1.2.1 SubSection

Fusce mauris. Vestibulum luctus nibh at lectus. Sed bibendum, nulla a faucibus semper, leo velit ultricies tellus, ac venenatis arcu wisi vel nisl. Vestibulum diam. Aliquam pellentesque, augue quis sagittis posuere, turpis lacus congue quam, in hendrerit risus eros eget felis. Maecenas eget erat in sapien mattis porttitor. Vestibulum porttitor. Nulla facilisi. Sed a turpis eu lacus commodo facilisis. Morbi fringilla, wisi in dignissim interdum, justo lectus sagittis dui, et vehicula libero dui cursus dui. Mauris tempor ligula sed lacus. Duis cursus enim ut augue. Cras ac magna. Cras nulla. Nulla egestas. Curabitur a leo. Quisque egestas wisi eget nunc. Nam feugiat lacus vel est. Curabitur consectetur.

4.2 Second section

Quisque ullamcorper placerat ipsum. Cras nibh. Morbi vel justo vitae lacus tincidunt ultrices. Lorem ipsum dolor sit amet, consectetur adipiscing elit. In hac habitasse platea dictumst. Integer tempus convallis augue. Etiam facilisis. Nunc elementum fermentum wisi. Aenean placerat. Ut imperdiet, enim sed gravida sollicitudin, felis odio placerat quam, ac pulvinar elit purus eget enim. Nunc vitae tortor. Proin tempus nibh sit amet nisl. Vivamus quis tortor vitae risus porta vehicula.

4.3 Last section

Suspendisse vel felis. Ut lorem lorem, interdum eu, tincidunt sit amet, laoreet vitae, arcu. Aenean faucibus pede eu ante. Praesent enim elit, rutrum at, molestie non, nonummy vel, nisl. Ut lectus eros, malesuada sit amet, fermentum eu, sodales cursus, magna. Donec eu purus. Quisque vehicula, urna sed ultricies auctor, pede lorem egestas dui, et convallis elit erat sed nulla. Donec luctus. Curabitur et nunc. Aliquam dolor odio, commodo pretium, ultricies non, pharetra in, velit. Integer arcu est, nonummy in, fermentum faucibus, egestas vel, odio.

CHAPTER 5

FIGURE AND TABLE CHAPTER

Fusce mauris. Vestibulum luctus nibh at lectus. Sed bibendum, nulla a faucibus semper, leo velit ultricies tellus, ac venenatis arcu wisi vel nisl. Vestibulum diam. Aliquam pellentesque, augue quis sagittis posuere, turpis lacus congue quam, in hendrerit risus eros eget felis. Maecenas eget erat in sapien mattis porttitor. Vestibulum porttitor. Nulla facilisi. Sed a turpis eu lacus commodo facilisis. Morbi fringilla, wisi in dignissim interdum, justo lectus sagittis dui, et vehicula libero dui cursus dui. Mauris tempor ligula sed lacus. Duis cursus enim ut augue. Cras ac magna. Cras nulla. Nulla egestas. Curabitur a leo. Quisque egestas wisi eget nunc. Nam feugiat lacus vel est. Curabitur consectetur.

5.1 Figures

The “**figure**” environment should be used for figures. One or more images can be placed within a figure. If your figure contains third-party material, you must clearly identify it as such, as shown in the example below.

Lorem ipsum dolor sit amet, consectetur adipiscing elit. Ut purus elit, vestibulum ut, placerat ac, adipiscing vitae, felis. Curabitur dictum gravida mauris. Nam arcu libero, nonummy eget, consectetur id, vulputate a, magna. Donec vehicula augue eu neque. Pellentesque habitant morbi tristique senectus et netus et malesuada fames ac turpis egestas. Mauris ut leo. Cras viverra metus rhoncus sem. Nulla et lectus vestibulum urna fringilla ultrices. Phasellus eu tellus sit amet tortor gravida placerat. Integer sapien est, iaculis in, pretium quis, viverra ac, nunc. Praesent eget sem vel leo ultrices bibendum. Aenean faucibus. Morbi dolor nulla, malesuada eu, pulvinar at, mollis ac, nulla. Curabitur auctor semper nulla. Donec varius orci eget risus. Duis nibh mi, congue eu, accumsan eleifend, sagittis quis, diam. Duis eget orci sit amet orci dignissim rutrum.

Nam dui ligula, fringilla a, euismod sodales, sollicitudin vel, wisi. Morbi auctor lorem non justo. Nam lacus libero, pretium at, lobortis vitae, ultricies et, tellus. Donec aliquet, tortor sed accumsan bibendum, erat ligula aliquet magna, vitae ornare odio metus a mi.

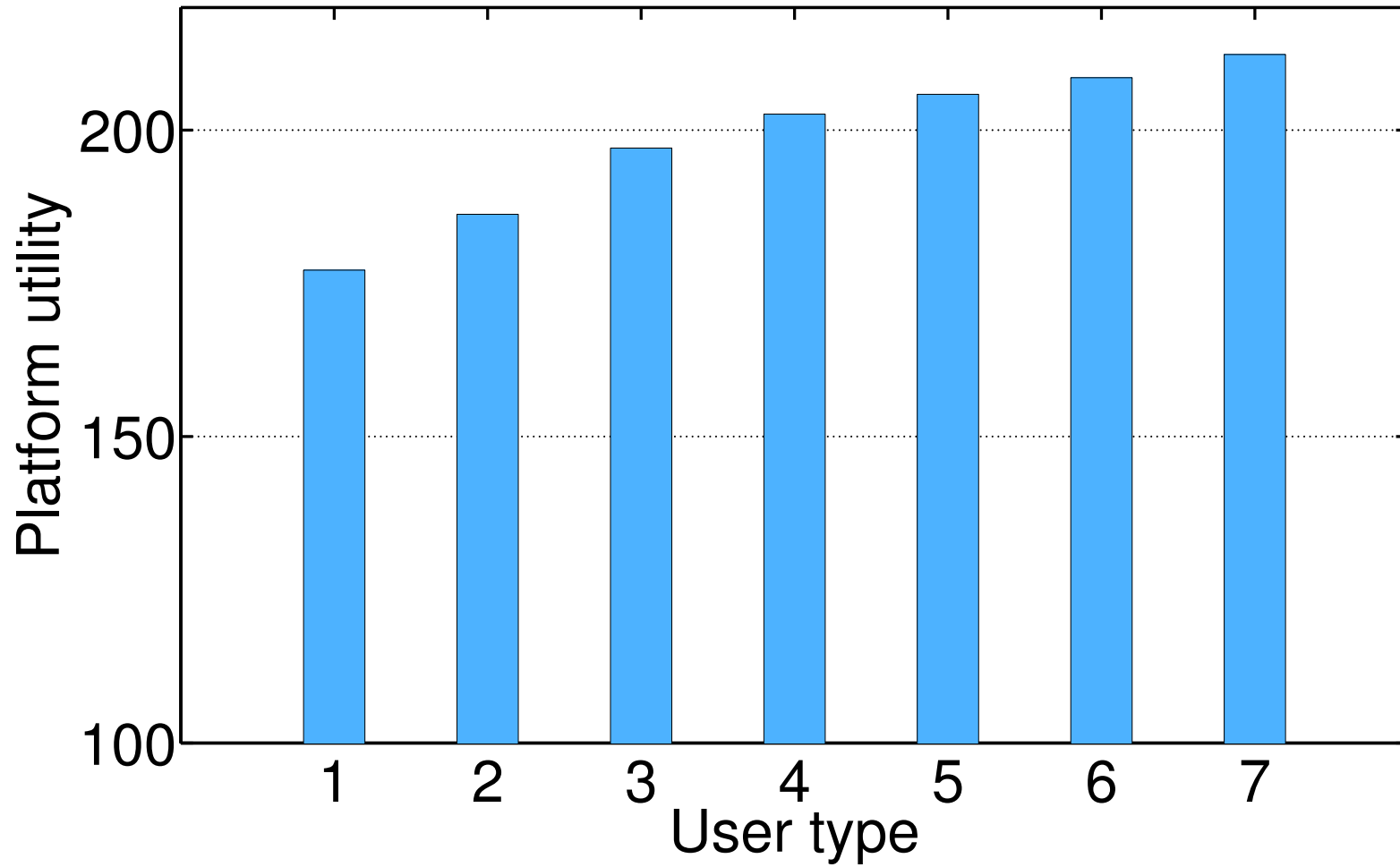


Figure 5.2: Continues figures in landscape mode. (first)

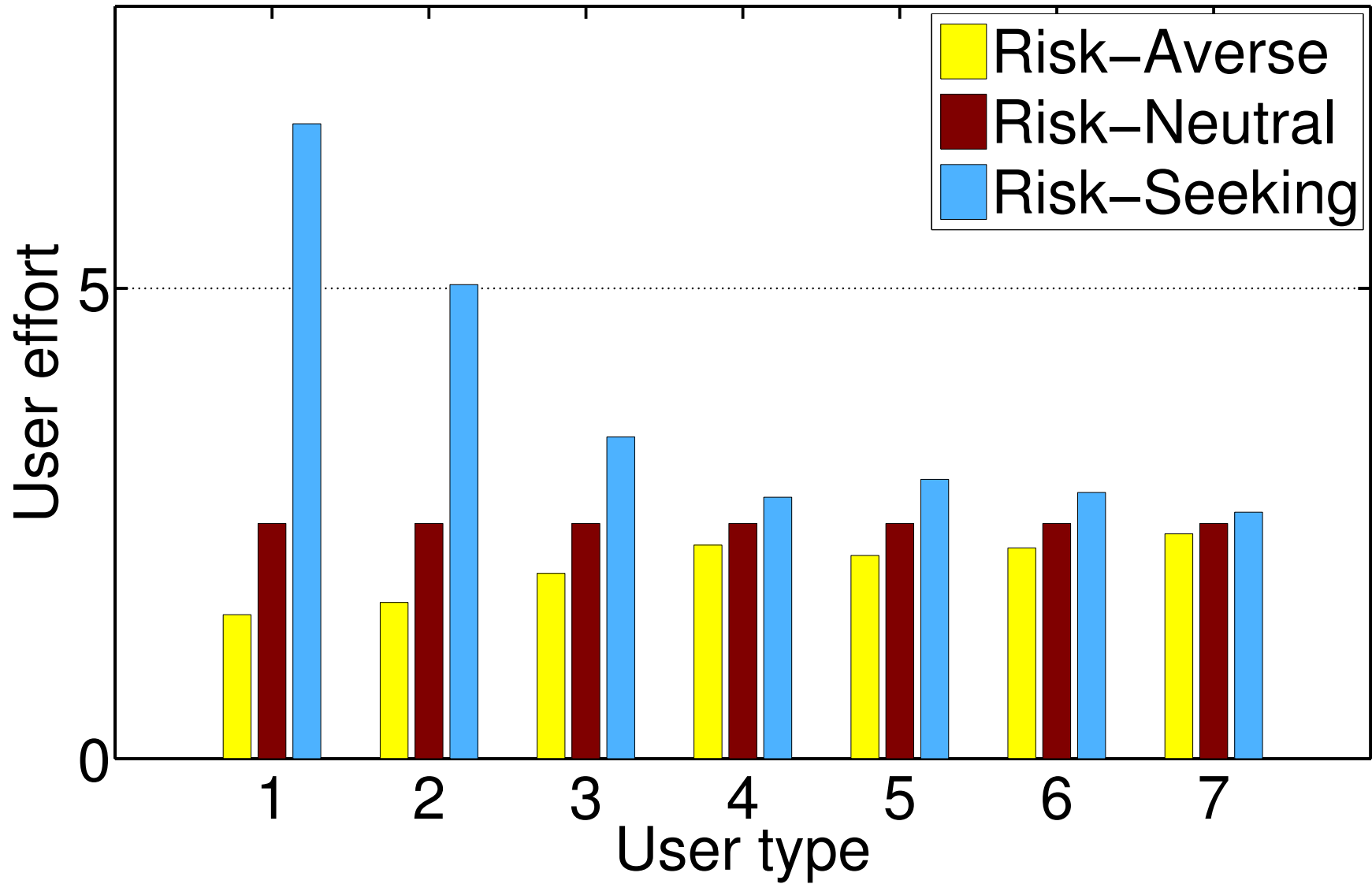


Figure 5.3: Continues figures in landscape mode. (second)

Your figures should contain a caption which describes the figure to the reader. Figure captions go below the figure. Your figures should **also** include a description suitable for screen readers, to assist the visually-challenged to better understand your work.

Figure captions are placed *below* the figure.

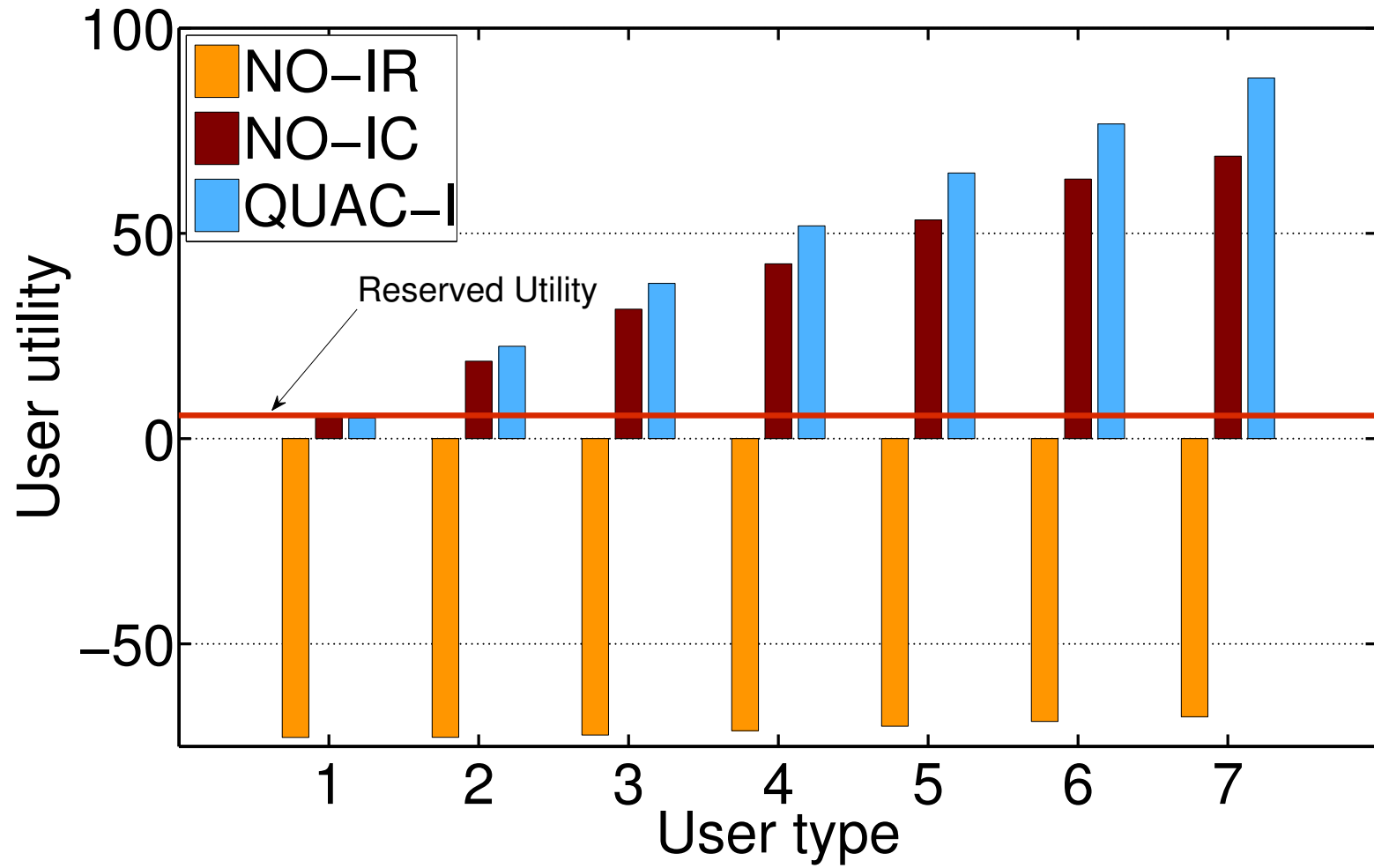


Figure 5.4: Example of a figure in landscape mode. Use `\centering` to center the image

this document.

Table 5.1: Frequency of Special Characters

Non-English or Math	Frequency	Comments
\emptyset	1 in 1,000	For Swedish names
π	1 in 5	Common in math
$\$$	4 in 5	Used in business
Ψ_1^2	1 in 40,000	Unexplained usage

Table 5.2: Some Typical Commands

Command	A Number	Comments	Command	A Number	Comments
<code>\author</code>	100	Author	<code>\author</code>	100	Author
<code>\table</code>	300	For tables	<code>\table</code>	300	For tables
<code>\table*</code>	400	For wider tables	<code>\table*</code>	400	For wider tables

Table 5.3: Some Typical Commands with borders

Command	A Number	Comments	Command	A Number	Comments
<code>\author</code>	100	Author	<code>\author</code>	100	Author
<code>\table</code>	300	For tables	<code>\table</code>	300	For tables
<code>\table*</code>	400	For wider tables	<code>\table*</code>	400	For wider tables

Table 5.4: Some Typical Commands with borders

Command	A Number	Comments
<code>\author</code>	100	Author
<code>\table</code>	300	For tables
<code>\table*</code>	400	For wider tables
<code>\author</code>	100	Author
<code>\table</code>	300	For tables
<code>\table*</code>	400	For wider tables

To set a wider table, which takes up the whole width of the page’s live area, use the environment `table*` to enclose the table’s contents and the table caption. As with a single-column table, this wide table will “float” to a location deemed more desirable. Immediately following this sentence is the point at which Table 5.2 is included in the input file; again, it is instructive to compare the placement of the table here with the table in the printed output of this document.

Table 5.6: A table in landscape mode

Command	A Number	Comments	Command	A Number	Comments	Command	A Number	Comments
<code>\author</code>	100	Author	<code>\author</code>	100	Author	<code>\author</code>	100	Author
<code>\table</code>	300	For tables	<code>\table</code>	300	For tables	<code>\table</code>	300	For tables
<code>\table*</code>	400	For wider tables	<code>\table*</code>	400	For wider tables	<code>\table*</code>	400	For wider tables
<code>\author</code>	100	Author	<code>\author</code>	100	Author	<code>\author</code>	100	Author
<code>\table</code>	300	For tables	<code>\table</code>	300	For tables	<code>\table</code>	300	For tables
<code>\table*</code>	400	For wider tables	<code>\table*</code>	400	For wider tables	<code>\table*</code>	400	For wider tables
<code>\author</code>	100	Author	<code>\author</code>	100	Author	<code>\author</code>	100	Author
<code>\table</code>	300	For tables	<code>\table</code>	300	For tables	<code>\table</code>	300	For tables
<code>\table*</code>	400	For wider tables	<code>\table*</code>	400	For wider tables	<code>\table*</code>	400	For wider tables
<code>\author</code>	100	Author	<code>\author</code>	100	Author	<code>\author</code>	100	Author
<code>\table</code>	300	For tables	<code>\table</code>	300	For tables	<code>\table</code>	300	For tables
<code>\table*</code>	400	For wider tables	<code>\table*</code>	400	For wider tables	<code>\table*</code>	400	For wider tables

5.3 Section of Long Tables

Suspendisse vel felis. Ut lorem lorem, interdum eu, tincidunt sit amet, laoreet vitae, arcu. Aenean faucibus pede eu ante. Praesent enim elit, rutrum at, molestie non, nonummy vel, nisl. Ut lectus eros, malesuada sit amet, fermentum eu, sodales cursus, magna. Donec eu purus. Quisque vehicula, urna sed ultricies auctor, pede lorem egestas dui, et convallis elit erat sed nulla. Donec luctus. Curabitur et nunc. Aliquam dolor odio, commodo pretium, ultricies non, pharetra in, velit. Integer arcu est, nonummy in, fermentum faucibus, egestas vel, odio.

Table 5.7: Example of long table cross multiple pages

Command	A Number	Comments
<code>\author</code>	100	Author
<code>\table</code>	300	For tables
<code>\table*</code>	400	For wider tables
<code>\author</code>	100	Author
<code>\table</code>	300	For tables
<code>\table*</code>	400	For wider tables
<code>\author</code>	100	Author
<code>\table</code>	300	For tables
<code>\table*</code>	400	For wider tables
<code>\author</code>	100	Author
<code>\table</code>	300	For tables
<code>\table*</code>	400	For wider tables
<code>\author</code>	100	Author
<code>\table</code>	300	For tables
<code>\table*</code>	400	For wider tables
<code>\author</code>	100	Author
<code>\table</code>	300	For tables
<code>\table*</code>	400	For wider tables
<code>\author</code>	100	Author
<code>\table</code>	300	For tables
<code>\table*</code>	400	For wider tables
<code>\author</code>	100	Author
<code>\table</code>	300	For tables
<code>\table*</code>	400	For wider tables
<code>\author</code>	100	Author
<code>\table</code>	300	For tables

Table 5.7 Continued

Command	A Number	Comments
<code>\table*</code>	400	For wider tables
<code>\author</code>	100	Author
<code>\table</code>	300	For tables
<code>\table*</code>	400	For wider tables
<code>\author</code>	100	Author
<code>\table</code>	300	For tables
<code>\table*</code>	400	For wider tables
<code>\author</code>	100	Author
<code>\table</code>	300	For tables
<code>\table*</code>	400	For wider tables
<code>\author</code>	100	Author
<code>\table</code>	300	For tables
<code>\table*</code>	400	For wider tables
<code>\author</code>	100	Author
<code>\table</code>	300	For tables
<code>\table*</code>	400	For wider tables
<code>\author</code>	100	Author
<code>\table</code>	300	For tables
<code>\table*</code>	400	For wider tables
<code>\author</code>	100	Author
<code>\table</code>	300	For tables
<code>\table*</code>	400	For wider tables
<code>\author</code>	100	Author
<code>\table</code>	300	For tables
<code>\table*</code>	400	For wider tables
<code>\author</code>	100	Author
<code>\table</code>	300	For tables
<code>\table*</code>	400	For wider tables
<code>\author</code>	100	Author
<code>\table</code>	300	For tables
<code>\table*</code>	400	For wider tables
<code>\author</code>	100	Author
<code>\table</code>	300	For tables
<code>\table*</code>	400	For wider tables
<code>\author</code>	100	Author
<code>\table</code>	300	For tables
<code>\table*</code>	400	For wider tables
<code>\author</code>	100	Author
<code>\table</code>	300	For tables
<code>\table*</code>	400	For wider tables
<code>\author</code>	100	Author
<code>\table</code>	300	For tables
<code>\table*</code>	400	For wider tables
<code>\author</code>	100	Author
<code>\table</code>	300	For tables
<code>\table*</code>	400	For wider tables
<code>\author</code>	100	Author
<code>\table</code>	300	For tables

Table 5.7 Continued

Command	A Number	Comments
<code>\table*</code>	400	For wider tables
<code>\author</code>	100	Author
<code>\table</code>	300	For tables
<code>\table*</code>	400	For wider tables
<code>\author</code>	100	Author
<code>\table</code>	300	For tables
<code>\table*</code>	400	For wider tables
<code>\author</code>	100	Author
<code>\author</code>	100	Author
<code>\table</code>	300	For tables
<code>\table*</code>	400	For wider tables
<code>\author</code>	100	Author
<code>\table</code>	300	For tables
<code>\table*</code>	400	For wider tables
<code>\author</code>	100	Author
<code>\table</code>	300	For tables
<code>\table*</code>	400	For wider tables
<code>\author</code>	100	Author
<code>\table</code>	300	For tables
<code>\table*</code>	400	For wider tables

Quisque ullamcorper placerat ipsum. Cras nibh. Morbi vel justo vitae lacus tincidunt ultrices. Lorem ipsum dolor sit amet, consectetur adipiscing elit. In hac habitasse platea dictumst. Integer tempus convallis augue. Etiam facilisis. Nunc elementum fermentum wisi. Aenean placerat. Ut imperdiet, enim sed gravida sollicitudin, felis odio placerat quam, ac pulvinar elit purus eget enim. Nunc vitae tortor. Proin tempus nibh sit amet nisl. Vivamus quis tortor vitae risus porta vehicula.

Table 5.8: A long long table in landscape mode

Command	A Number	Comments	Command	A Number	Comments	Command	A Number	Comments
<code>\author</code>	100	Author	<code>\author</code>	100	Author	<code>\author</code>	100	Author
<code>\table</code>	300	For tables	<code>\table</code>	300	For tables	<code>\table</code>	300	For tables
<code>\table*</code>	400	For wider tables	<code>\table*</code>	400	For wider tables	<code>\table*</code>	400	For wider tables
<code>\author</code>	100	Author	<code>\author</code>	100	Author	<code>\author</code>	100	Author
<code>\table</code>	300	For tables	<code>\table</code>	300	For tables	<code>\table</code>	300	For tables
<code>\table*</code>	400	For wider tables	<code>\table*</code>	400	For wider tables	<code>\table*</code>	400	For wider tables
<code>\author</code>	100	Author	<code>\author</code>	100	Author	<code>\author</code>	100	Author
<code>\table</code>	300	For tables	<code>\table</code>	300	For tables	<code>\table</code>	300	For tables
<code>\table*</code>	400	For wider tables	<code>\table*</code>	400	For wider tables	<code>\table*</code>	400	For wider tables
<code>\author</code>	100	Author	<code>\author</code>	100	Author	<code>\author</code>	100	Author
<code>\table</code>	300	For tables	<code>\table</code>	300	For tables	<code>\table</code>	300	For tables
<code>\table*</code>	400	For wider tables	<code>\table*</code>	400	For wider tables	<code>\table*</code>	400	For wider tables
<code>\author</code>	100	Author	<code>\author</code>	100	Author	<code>\author</code>	100	Author
<code>\table</code>	300	For tables	<code>\table</code>	300	For tables	<code>\table</code>	300	For tables
<code>\table*</code>	400	For wider tables	<code>\table*</code>	400	For wider tables	<code>\table*</code>	400	For wider tables
<code>\author</code>	100	Author	<code>\author</code>	100	Author	<code>\author</code>	100	Author
<code>\table</code>	300	For tables	<code>\table</code>	300	For tables	<code>\table</code>	300	For tables
<code>\table*</code>	400	For wider tables	<code>\table*</code>	400	For wider tables	<code>\table*</code>	400	For wider tables
<code>\author</code>	100	Author	<code>\author</code>	100	Author	<code>\author</code>	100	Author
<code>\table</code>	300	For tables	<code>\table</code>	300	For tables	<code>\table</code>	300	For tables
<code>\table*</code>	400	For wider tables	<code>\table*</code>	400	For wider tables	<code>\table*</code>	400	For wider tables
<code>\author</code>	100	Author	<code>\author</code>	100	Author	<code>\author</code>	100	Author
<code>\table</code>	300	For tables	<code>\table</code>	300	For tables	<code>\table</code>	300	For tables

Table 5.8 Continued

Command	A Number	Comments	Command	A Number	Comments	Command	A Number	Comments
<code>\table*</code>	400	For wider tables	<code>\table*</code>	400	For wider tables	<code>\table*</code>	400	For wider tables
<code>\author</code>	100	Author	<code>\author</code>	100	Author	<code>\author</code>	100	Author
<code>\table</code>	300	For tables	<code>\table</code>	300	For tables	<code>\table</code>	300	For tables
<code>\table*</code>	400	For wider tables	<code>\table*</code>	400	For wider tables	<code>\table*</code>	400	For wider tables
<code>\author</code>	100	Author	<code>\author</code>	100	Author	<code>\author</code>	100	Author
<code>\table</code>	300	For tables	<code>\table</code>	300	For tables	<code>\table</code>	300	For tables
<code>\table*</code>	400	For wider tables	<code>\table*</code>	400	For wider tables	<code>\table*</code>	400	For wider tables
<code>\author</code>	100	Author	<code>\author</code>	100	Author	<code>\author</code>	100	Author
<code>\table</code>	300	For tables	<code>\table</code>	300	For tables	<code>\table</code>	300	For tables
<code>\table*</code>	400	For wider tables	<code>\table*</code>	400	For wider tables	<code>\table*</code>	400	For wider tables
<code>\author</code>	100	Author	<code>\author</code>	100	Author	<code>\author</code>	100	Author
<code>\table</code>	300	For tables	<code>\table</code>	300	For tables	<code>\table</code>	300	For tables
<code>\table*</code>	400	For wider tables	<code>\table*</code>	400	For wider tables	<code>\table*</code>	400	For wider tables
<code>\author</code>	100	Author	<code>\author</code>	100	Author	<code>\author</code>	100	Author
<code>\table</code>	300	For tables	<code>\table</code>	300	For tables	<code>\table</code>	300	For tables
<code>\table*</code>	400	For wider tables	<code>\table*</code>	400	For wider tables	<code>\table*</code>	400	For wider tables
<code>\author</code>	100	Author	<code>\author</code>	100	Author	<code>\author</code>	100	Author
<code>\table</code>	300	For tables	<code>\table</code>	300	For tables	<code>\table</code>	300	For tables
<code>\table*</code>	400	For wider tables	<code>\table*</code>	400	For wider tables	<code>\table*</code>	400	For wider tables
<code>\author</code>	100	Author	<code>\author</code>	100	Author	<code>\author</code>	100	Author
<code>\table</code>	300	For tables	<code>\table</code>	300	For tables	<code>\table</code>	300	For tables
<code>\table*</code>	400	For wider tables	<code>\table*</code>	400	For wider tables	<code>\table*</code>	400	For wider tables
<code>\author</code>	100	Author	<code>\author</code>	100	Author	<code>\author</code>	100	Author

Table 5.8 Continued

Command	A Number	Comments	Command	A Number	Comments	Command	A Number	Comments
<code>\table</code>	300	For tables	<code>\table</code>	300	For tables	<code>\table</code>	300	For tables
<code>\table*</code>	400	For wider tables	<code>\table*</code>	400	For wider tables	<code>\table*</code>	400	For wider tables
<code>\author</code>	100	Author	<code>\author</code>	100	Author	<code>\author</code>	100	Author
<code>\table</code>	300	For tables	<code>\table</code>	300	For tables	<code>\table</code>	300	For tables
<code>\table*</code>	400	For wider tables	<code>\table*</code>	400	For wider tables	<code>\table*</code>	400	For wider tables
<code>\author</code>	100	Author	<code>\author</code>	100	Author	<code>\author</code>	100	Author
<code>\table</code>	300	For tables	<code>\table</code>	300	For tables	<code>\table</code>	300	For tables
<code>\table*</code>	400	For wider tables	<code>\table*</code>	400	For wider tables	<code>\table*</code>	400	For wider tables
<code>\author</code>	100	Author	<code>\author</code>	100	Author	<code>\author</code>	100	Author
<code>\table</code>	300	For tables	<code>\table</code>	300	For tables	<code>\table</code>	300	For tables
<code>\table*</code>	400	For wider tables	<code>\table*</code>	400	For wider tables	<code>\table*</code>	400	For wider tables
<code>\author</code>	100	Author	<code>\author</code>	100	Author	<code>\author</code>	100	Author
<code>\table</code>	300	For tables	<code>\table</code>	300	For tables	<code>\table</code>	300	For tables
<code>\table*</code>	400	For wider tables	<code>\table*</code>	400	For wider tables	<code>\table*</code>	400	For wider tables

CHAPTER 6

LAST CHAPTER

Lorem ipsum dolor sit amet, consectetur adipiscing elit. Ut purus elit, vestibulum ut, placerat ac, adipiscing vitae, felis. Curabitur dictum gravida mauris. Nam arcu libero, nonummy eget, consectetur id, vulputate a, magna. Donec vehicula augue eu neque. Pellentesque habitant morbi tristique senectus et netus et malesuada fames ac turpis egestas. Mauris ut leo. Cras viverra metus rhoncus sem. Nulla et lectus vestibulum urna fringilla ultrices. Phasellus eu tellus sit amet tortor gravida placerat. Integer sapien est, iaculis in, pretium quis, viverra ac, nunc. Praesent eget sem vel leo ultrices bibendum. Aenean faucibus. Morbi dolor nulla, malesuada eu, pulvinar at, mollis ac, nulla. Curabitur auctor semper nulla. Donec varius orci eget risus. Duis nibh mi, congue eu, accumsan eleifend, sagittis quis, diam. Duis eget orci sit amet orci dignissim rutrum.

6.1 First section

Nam dui ligula, fringilla a, euismod sodales, sollicitudin vel, wisi. Morbi auctor lorem non justo. Nam lacus libero, pretium at, lobortis vitae, ultricies et, tellus. Donec aliquet, tortor sed accumsan bibendum, erat ligula aliquet magna, vitae ornare odio metus a mi. Morbi ac orci et nisl hendrerit mollis. Suspendisse ut massa. Cras nec ante. Pellentesque a nulla. Cum sociis natoque penatibus et magnis dis parturient montes, nascetur ridiculus mus. Aliquam tincidunt urna. Nulla ullamcorper vestibulum turpis. Pellentesque cursus luctus mauris.

Nulla malesuada porttitor diam. Donec felis erat, congue non, volutpat at, tincidunt tristique, libero. Vivamus viverra fermentum felis. Donec nonummy pellentesque ante. Phasellus adipiscing semper elit. Proin fermentum massa ac quam. Sed diam turpis, molestie vitae, placerat a, molestie nec, leo. Maecenas lacinia. Nam ipsum ligula, eleifend at, accumsan nec, suscipit a, ipsum. Morbi blandit ligula feugiat magna. Nunc eleifend consequat lorem. Sed lacinia nulla vitae enim. Pellentesque tincidunt purus vel magna. Integer non enim. Praesent euismod nunc eu purus. Donec bibendum quam in tellus.

Nullam cursus pulvinar lectus. Donec et mi. Nam vulputate metus eu enim. Vestibulum pellentesque felis eu massa.

6.2 Second section

Quisque ullamcorper placerat ipsum. Cras nibh. Morbi vel justo vitae lacus tincidunt ultrices. Lorem ipsum dolor sit amet, consectetur adipiscing elit. In hac habitasse platea dictumst. Integer tempus convallis augue. Etiam facilisis. Nunc elementum fermentum wisi. Aenean placerat. Ut imperdiet, enim sed gravida sollicitudin, felis odio placerat quam, ac pulvinar elit purus eget enim. Nunc vitae tortor. Proin tempus nibh sit amet nisl. Vivamus quis tortor vitae risus porta vehicula.

Fusce mauris. Vestibulum luctus nibh at lectus. Sed bibendum, nulla a faucibus semper, leo velit ultricies tellus, ac venenatis arcu wisi vel nisl. Vestibulum diam. Aliquam pellentesque, augue quis sagittis posuere, turpis lacus congue quam, in hendrerit risus eros eget felis. Maecenas eget erat in sapien mattis porttitor. Vestibulum porttitor. Nulla facilisi. Sed a turpis eu lacus commodo facilisis. Morbi fringilla, wisi in dignissim interdum, justo lectus sagittis dui, et vehicula libero dui cursus dui. Mauris tempor ligula sed lacus. Duis cursus enim ut augue. Cras ac magna. Cras nulla. Nulla egestas. Curabitur a leo. Quisque egestas wisi eget nunc. Nam feugiat lacus vel est. Curabitur consectetur.

6.3 Last section to test Citation

First paper Goossens et al. (1994) did something. Note that here we use ~ to make sure the citation not go to the other line.

Lamport et al. Lamport (1994) did something.

Many papers Makuuchi (2000); Yassin et al. (1994) did something.

All papers Makuuchi (2000); Yassin et al. (1994); Goossens et al. (1994); Lamport (1994) did something.

Online link LLC (1999) is about something.

CHAPTER 7

LAST LAST CHAPTER

Nulla malesuada porttitor diam. Donec felis erat, congue non, volutpat at, tincidunt tristique, libero. Vivamus viverra fermentum felis. Donec nonummy pellentesque ante. Phasellus adipiscing semper elit. Proin fermentum massa ac quam. Sed diam turpis, molestie vitae, placerat a, molestie nec, leo. Maecenas lacinia. Nam ipsum ligula, eleifend at, accumsan nec, suscipit a, ipsum. Morbi blandit ligula feugiat magna. Nunc eleifend consequat lorem. Sed lacinia nulla vitae enim. Pellentesque tincidunt purus vel magna. Integer non enim. Praesent euismod nunc eu purus. Donec bibendum quam in tellus. Nullam cursus pulvinar lectus. Donec et mi. Nam vulputate metus eu enim. Vestibulum pellentesque felis eu massa.

7.1 Section

Quisque ullamcorper placerat ipsum. Cras nibh. Morbi vel justo vitae lacus tincidunt ultrices. Lorem ipsum dolor sit amet, consectetur adipiscing elit. In hac habitasse platea dictumst. Integer tempus convallis augue. Etiam facilisis. Nunc elementum fermentum wisi. Aenean placerat. Ut imperdiet, enim sed gravida sollicitudin, felis odio placerat quam, ac pulvinar elit purus eget enim. Nunc vitae tortor. Proin tempus nibh sit amet nisl. Vivamus quis tortor vitae risus porta vehicula.

7.1.1 SubSection

Quisque ullamcorper placerat ipsum. Cras nibh. Morbi vel justo vitae lacus tincidunt ultrices. Lorem ipsum dolor sit amet, consectetur adipiscing elit. In hac habitasse platea dictumst. Integer tempus convallis augue. Etiam facilisis. Nunc elementum fermentum wisi. Aenean placerat. Ut imperdiet, enim sed gravida sollicitudin, felis odio placerat quam, ac pulvinar elit purus eget enim. Nunc vitae tortor. Proin tempus nibh sit amet nisl. Vivamus quis tortor vitae risus porta vehicula.

7.1.1.1 SubSubSection

Quisque ullamcorper placerat ipsum. Cras nibh. Morbi vel justo vitae lacus tincidunt ultrices. Lorem ipsum dolor sit amet, consectetur adipiscing elit. In hac habitasse platea dictumst. Integer tempus convallis augue. Etiam facilisis. Nunc elementum fermentum wisi. Aenean placerat. Ut imperdiet, enim sed gravida sollicitudin, felis odio placerat quam, ac pulvinar elit purus eget enim. Nunc vitae tortor. Proin tempus nibh sit amet nisl. Vivamus quis tortor vitae risus porta vehicula.

Fusce mauris. Vestibulum luctus nibh at lectus. Sed bibendum, nulla a faucibus semper, leo velit ultricies tellus, ac venenatis arcu wisi vel nisl. Vestibulum diam. Aliquam pellentesque, augue quis sagittis posuere, turpis lacus congue quam, in hendrerit risus eros eget felis. Maecenas eget erat in sapien mattis porttitor. Vestibulum porttitor. Nulla facilisi. Sed a turpis eu lacus commodo facilisis. Morbi fringilla, wisi in dignissim interdum, justo lectus sagittis dui, et vehicula libero dui cursus dui. Mauris tempor ligula sed lacus. Duis cursus enim ut augue. Cras ac magna. Cras nulla. Nulla egestas. Curabitur a leo. Quisque egestas wisi eget nunc. Nam feugiat lacus vel est. Curabitur consectetur.

REFERENCES

- Columbus, C. (1492). *How I Discovered America*. Barcelona: Hispanic Press.
- Goossens, M., F. Mittelbach, and A. Samarin (1994). *The LATEX companion*. Addison-Wesley Reading.
- Green, R. J., U. P. Fred, and W. P. Norbert (1900). Things that go bump in the night. *Psych. Today* 46, 345–678.
- James, K., G. Harris, Jr., and W. Wollops (1776). American independence and magnetism. *Revol. Tracts* 32, 34–55.
- Lamport, L. (1994). *LATEX: a document preparation system: user's guide and reference manual*. Addison-wesley.
- LLC, M. (1999). MS Windows NT kernel description.
<http://web.archive.org/web/20080207010024/http://www.808multimedia.com/winnt/kernel.htm>. Accessed: 2010-09-30.
- Makuuchi, K. (2000). Progress in radiation vulcanization of natural rubber latex. Technical report.
- Phillips, T. P. (1999). Possible influence of the magnetosphere on American history. *J. Oddball Res.* 98, 1000–1003.
- Smith, J. G. and H. K. Weston (1954). Nothing particular in this year's history. *J. Geophys. Res.* 2, 14–15.
- Yassin, M. S., M. B. Lierl, T. J. Fischer, K. O'Brien, J. Cross, and C. Steinmetz (1994). Latex allergy in hospital employees. *Annals of allergy* 72(3), 245–249.

APPENDIX A

SUPPLEMENT DATA

Appendix material is information that is not essential to the text but that contributes to it.

Appendices are used to include information such as the following:

- Original data
- Long quotations
- Supporting legal decisions or laws
- Computer codes and programs
- Lithologic and petrographic descriptions
- Questionnaires
- Forms and documents
- Permissions to use copyrighted material
- Long tables

All Figures and Tables in an Appendix need to be labeled with a number & a caption and need to be listed in either the List of Figures or List of Tables.

You may include long appendices as electronic attachments to your thesis. In either instance, appendices are listed in the table of contents.

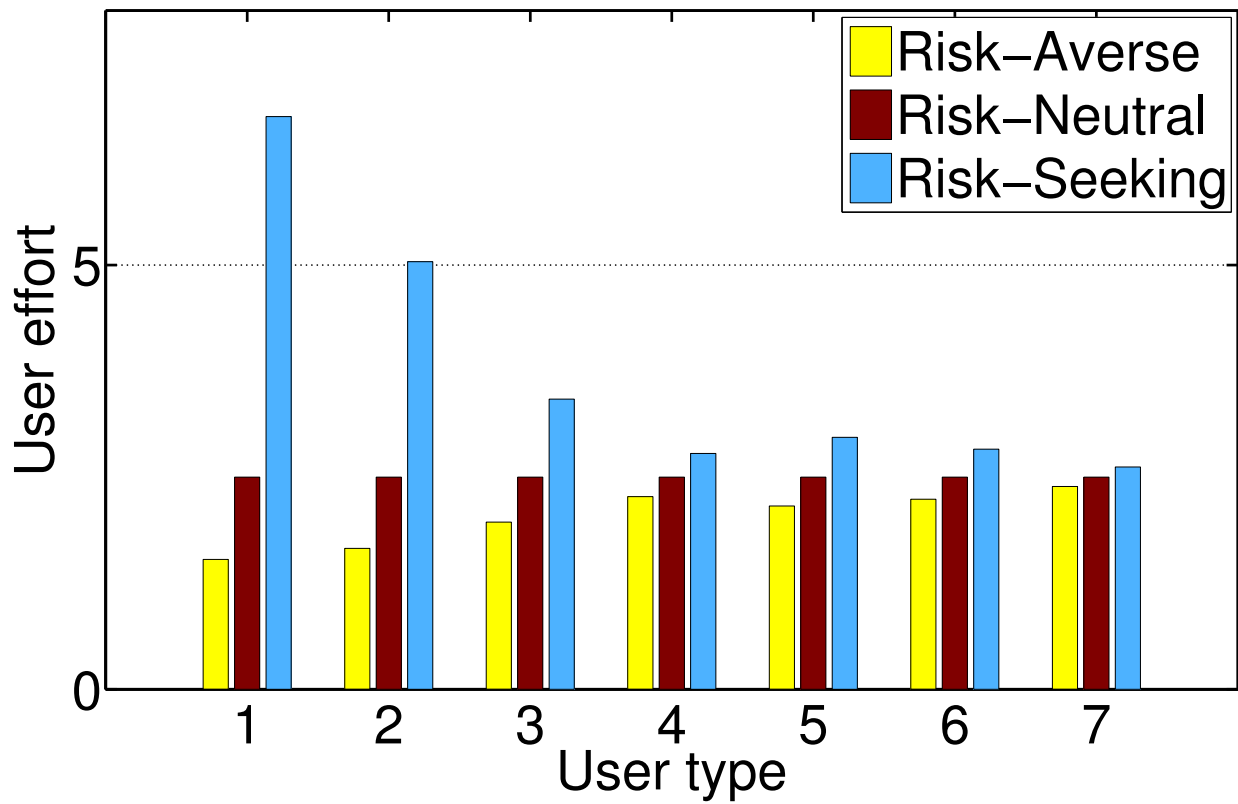


Figure A.1: Example Figure in Appendix A

APPENDIX B

SUPPLEMENTAL ELECTRONIC FILES

The Appendix for the Supplemental Electronic Files should look like the example below. Be sure to include the Appendix in the Table of Contents.

Table B.1: Example Table in Appendix B

Non-English or Math	Frequency	Comments
\emptyset	1 in 1,000	For Swedish names
π	1 in 5	Common in math
\$	4 in 5	Used in business
Ψ_1^2	1 in 40,000	Unexplained usage