

DR. NICO KRIEGER



Amazing tag line that makes HR managers want to hire you immediately. The tag line is aligned with the bottom of the picture to the right, so if you have multiple lines it fills the space to your name from the bottom. You might want to introduce manual line breaks to make this look nicer than simply filling up the lines.

CONTACT

- ✉ mail@mailprovider.com
- ☎ +49 123 456789
- 📍 Some Street 1, 12345 City Name
- 🏠 nicokrieger.com
- 🌐 @GiantMolecularCloud
- 👤 Nico Krieger
- 📞 0000-0003-1104-2014
- 📡 NASA/ADS publication list

SKILLS

Programming

- Python
- Bash
- C++
- Apple Script
- HTML/CSS
- LaTeX

Operating Systems

- Linux
- MacOS
- Windows

Software & Tools

- Visualisation
(e.g. matplotlib, gnuplot, ...)
- Data handling/analysis
(e.g. numpy, scipy, pandas, ...)
- Docker
- Office

Another skill subsection header

You can also put simply text here without the dots.

Languages

- German
- English
- French

CERTIFICATES

AWS certified cloud practitioner

ABOUT THIS TEMPLATE

Section are set in bold face. An optional parameter of `\section` takes a symbol to add in front of the text. This option is used in the jobs and education sections below.

WORK HISTORY

- 📅 date **Position Title**
📍 Employer name and city
Additional details for this position. Can be left empty to omit this line
- 📅 01/2020 - 12/2020 **Previous position**
📍 An employer with a long name,
City in new line

EDUCATION

- 📅 01/2019 - 12/2019 **Bachelor of Something**
📍 University, City

ACHIEVEMENTS, HONOURS AND AWARDS

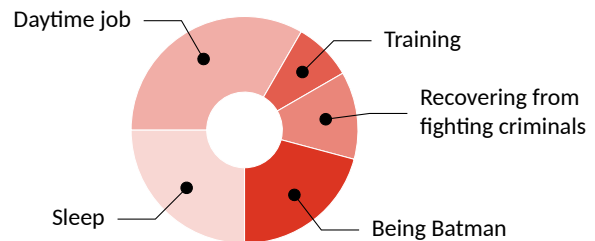
- 🏆 My first achievement
- 🏆 My second achievement

GENERAL SKILLS

- Tag 1 Tag 2 and another tag some more tags yet another one
- tags flow over to the next line if necessary

Tags must be ordered by hand with newlines to get a nice layout, especially for long tags.

WHEEL CHART



ANOTHER SECTION

This page uses the page style `highlightmain` which shows the highlight bar (gray) and the main part (white background) but omits the header. The default page style is `headerhighlightmain` with all three elements. If you don't want header, nor highlight bar, use page style `\pagestyle{empty}`. Neither

main, nor highlight bar must be filled to make this template work. It is possible to use a page style with the highlight bar but leave it empty by setting an empty `highlightbar \highlightbar{}`.

Subsection 1

Demonstrate subsections.

Subsection 2


Subsection are also bold face but a smaller font then section. They also omit the rule.

PUBLICATIONS

Demonstrate what an `\pagestyle{empty}` page looks like. Also show off the macros for publications that uses small icons for authors, date, journal and links.

Achieving a good looking spacing can be tricky. For empty pagestyles where the full width is available use `\pubforcefullwidth` to force the publication list to take up all the available space. The (relative) lengths reserved for date, journal and links can be set with the parameters `\pubdatelength`, `\pubjournallength` and `\publinklength` as in `\setlength{\pubdatelength}{0.15\linewidth}`.

The turbulent gas structure in the centers of NGC 253 and the Milky Way



 **N. Krieger**, A. Bolatto, E. Koch, A. Leroy, E. Rosolowsky, F. Walter, A. Weiß, D. Eden, R. Levy, D. Meier, E. Mills, T. Moore, J. Ott, Y. Su, S. Veilleux

 2020  The Astrophysical Journal Vol. 899, Issue 2, id.158

 [ADS](#), [arXiv](#)

The molecular ISM in the Super Star Clusters of the starburst NGC253



 **N. Krieger**, A. Bolatto, A. Leroy, R. Levy, E. Mills, D. Meier, S. Veilleux, F. Walter, A. Weiß

 2020  The Astrophysical Journal Vol.897, Issue 2, id.176

 [ADS](#), [arXiv](#)

The Molecular Outflow in NGC 253 at a Resolution of Two Parsecs

 **N. Krieger**, A. Bolatto, F. Walter, A. Leroy, L. Zschaechner, D. Meier, J. Ott, A. Weiß, E. Mills, S. Veilleux, M. Gorski

 2019  The Astrophysical Journal Vol.881, Issue 1, article id. 43, 20 pp

 [ADS](#), [arXiv](#)